


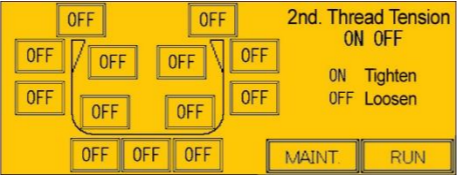


Special Gauge for L/R Symmetric Pocket (optional)	Presser Pad for Double-Stitch (optional)	Secondary Thread Tensioner (optional)
<p>Not only the symmetrical pockets on the left- and right panels can be sewn with just one set of pattern gauges, but also the left- and right pockets can be attached alternately by automatic switching. Of course, you can also select the workflow of "right-pocket-continuous" or "left-pocket-continuous." Various Left-Right switching procedures such as switching seam pattern data, transforming the presser pad to correspond left- and right pocket seam lines, and changing the angle of the guide ruler are all performed instantly and automatically.</p> 	<p>The newly developed double-stitch-compatible presser pad adopts an epoch-making new mechanism for switching between the outside seam line and the inside seam line, making it possible to attach pockets to the "hard-to-handle" materials with high elasticity. In terms of the shapes of chest pockets, besides the conventional angular-edge pockets or angled chest pockets, this presser pad supports the pockets of irregular shape with rounded corners, as shown in the picture.</p> 	<p>If it is difficult to uniform the same stitching quality at each area of a pocket, a second thread tensioner (optional) can be added to automatically adjust the needle thread tension for each area to achieve perfect stitching quality.</p>  

Bundled Software "FP Data7"
 Connecting a PC with this software installed and YUHO automatic sewing machines by a USB cable enable users to report the current status of user's YUHO machine quickly and precisely.
 This procedure makes YUHO easier to provide quick and appropriate customer support remotely.

Specifications

★ Sewing Head	JUKI DDL-9000C (Direct Drive, High-Speed, 1-Needle, Lock Stitch)
★ Sewing Speed	Max. 4,000 rpm
★ Needle	DP x 17 or 134
★ Sewing Size	W 250 x D 230 mm
★ Needle Stroke	35 mm
★ Needle Hole	φ 1.6
★ # of Pattern Memory	Max. 40
★ X-Y Feeding System	Stepping Motor, 2 x Spindle
★ Power Consumption	200 V / AC 670 VA
★ Air Consumption	0.4 MPa, 10n/min.
★ Dimensions	W 1,400 x D 900 x H 1,500 mm

Daily Output
 ★1cycle 14.5sec. 1,600 pcs. / 8H. (20% allowance)
 (Conditions: Machine speed: 3,600 rpm, 16 needles / 3 cm, pocket size: 100 x 120 mm.
 The figures/results may vary depending on the skill of machine operator and other factors.)


Related Products Also Available
Model U-4203-E Custom Edition




If you are handling a polo shirts' one-piece front body in addition to a dress shirt's two separate front bodies, consider the "U-4203-E Custom Edition", which can reliably transport and stack larger materials.

- Configurations**
- ★ Vertical Up/Down-Type Folding Device
 - ★ LCD Touchscreen
 - ★ Table with Vacuum Suction (with Inverter)
 - ★ Presser Pad with 2-Stage Lifting Program
 - ★ Needle Foot Presser
 - ★ 2 x Stepping Motors for X-Y 2-Spindle
 - ★ 2 x Foot Pedals (Start Pedal & Plate Pedal)
 - ★ Blower Motor with Damper
 - ★ Stacker with Wheel-Type Puller
 - ★ 2 x Marking Lights
 - ★ T.B.D. (Thread Breakage Detector)
 - ★ Casters with brakes
 - ★ Air Duster Gun

In the interests of product improvement, appearance and/or specifications are subject to change without prior notice.

 **YUHO SEWING MACHINE CO., LTD.**
 since 1968
 5-3-1, Biwajima, Nishi-ku, Nagoya 451-0053, Japan
 Tel: 052-522-6276
 Fax: 052-531-9270
 Email: yuho@yuhomac.com
 URL: http://www.yuhomac.com



Right: Custom Gauge for L/R Symmetric Pockets (Optional)
 Left: Custom Gauge for Double-Stitch (Optional)

Patented in Japan

Next Generation Pocket Setter

Highly-acclaimed YUHO pocket setter, thanks to its wide working area and compact footprint, has now been supercharged with the state-of-the-art sewing head and newly developed Double-Stitch Compatible Presser Pad(optional), realized supporting "hard-to-handle" materials (such as highly elastic georgette material), irregularly- shaped pockets with R, and double-stitching.



New Pocket Setter

Model U-4203-E



Compact Footprint yet Larger Sewing Area



While keeping a minimum footprint (1,400 x 900 mm), the material loading area and sewing area is separated with 600 mm interval, securing a comfortable "overlapping workflow" environment even with larger materials. The maximum size of the sewing area is up to 230 x 250 mm, and it even realizes attaching back face on pajamas' back panel.

Thanks to the state-of-the-art JUKI DDL-9000C long arm type sewing head, a wide sewing area, and high-speed sewing performance are secured.

Vertical Up/Down-Type Pocket Folding Mechanism



YUHO's unique and powerful pocket folding device covers various fabrics at a lightning-fast folding speed and super accuracy. Instead of the swing type, the newly developed "vertical up/down mechanism" guarantees premium quality folding results without misalignment and/or slackness.

Regarding the folding of patch pockets of various shapes, especially the pockets with rounded corners made of a wide variety of materials, the folding mechanism require highly advanced technology. YUHO's unique technology and accumulated know-how realized the folding device covering many shapes and materials.

In addition, the presser pad's amount of lifting is carefully programmed in two stages, 10 mm at the needle position after sewing and 15 mm when picking up the material from the folding device so that it can handle thick materials.

With the dress shirts made of thinner materials, the machine folds both L/R corners at the pocket openings into triangles to prevent protrusion.

Simple yet Accurate Plaid Matching Procedures



Selecting [PLAIDS] on LCD, the sewing mode is changed to PLAID MATCHING. The pocket piece and front panel are vacuumed. The positioning of the pocket piece can be precisely adjusted to allow operators to align the plaids of the pocket piece and front panel. When plaid matching is necessary, the operator can slightly raise the slide plate off the table while stepping on the Plate Pedal (the foot switch on the right side) in two stages: when the pocket fabric is placed on the slide plate (before the pocket piece is folded in) and after the pocket piece has been folded in. At that time, the operator can

make delicate positional adjustments while visually checking the plaids of the front panel and pocket piece.

Plaid matching with this machine is possible only after cutting materials with perfect precision.

Tactile Touchscreen U/I

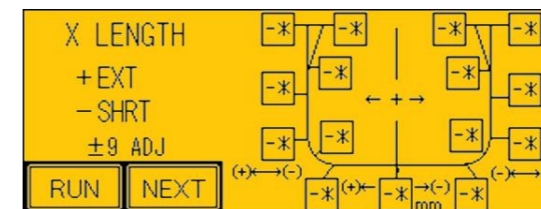


U-4203's onboard LCD secures intuitive U/I and streamlined operation. In case subtle adjustment of sewing patterns such as stitch positions is needed, operators can press [EDIT] on the RUN screen of the LCD touchscreen and modify it on the fly. The modified data is automatically saved on the pattern memory.

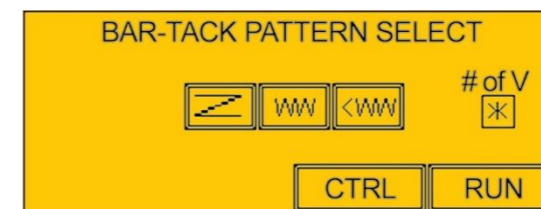
Up to 30 patterns can be stored on the onboard memory area, and respective pattern memory can be modified quickly by pressing the [EDIT] button.

If the folded result of the pocket piece is not perfect, operators can press [RE FOLD] on the LCD and retry it immediately.

Ample of editing/adjustment menus, machine maintenance menus are standby on the LCD touchscreen.



Bar-Tacking at Pocket Openings



The bar-tacking functionality that automatically locks the pocket openings (2 places) is provided as the default. The specifications of the bar tacking are 1. Horizontal bars (= Z-shape), 2. Up/Down Zigzag, 3. Horizontal bars + Up/Down Zigzag, just select these on the LCD touchscreen. If you choose zigzag, you can also set the number of Up/Down. The default vertical width of the bar-tack is 2 mm.

Energy-Saving Conscious

Thanks to the inverter circuitry equipped on the blower motor, the powerful vacuum suction functionality of the table surface is carefully controlled, keeping noise minimum when it is not active and sucking intensely only when necessary. The machine is designed to satisfy both energy-saving and low-noise characteristics.

The inverter circuitry realizes equally strong vacuum suction no matter where you use the machine in the world, without the affection of the cycle of the AC power supply.


Adopting a direct-drive type (=no power loss) high-speed thread trimmer sewing head also reduces energy consumption.

Carefully Designed for Minimizing Idle Time



Pattern gauge replacement procedure is easy and instant (approx. one min.), no tools required. In addition, the dedicated sewing pattern data corresponding to each gauge set can be instantly recalled on the LCD touchscreen to minimize idle time.

Procurement of service parts by users is easy in each region of the world because the sewing head is one of the most popular as the lockstitch sewing head. In addition, since you can tilt the sewing head instantly, it is easy to do adjustments or maintenances of the lower-shaft-related.



The product design is fully considerate of maintainability, making maintenance easier for users. For example, when adjusting seam lines, you can use [TEST SEW] button on the LCD touchscreen to operate the sewing machine heads separately from other devices.